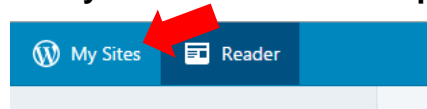


# How to Choose a Theme for a WordPress Site

*For WordPress.com, Summer 2016*

## Access the My Sites menu

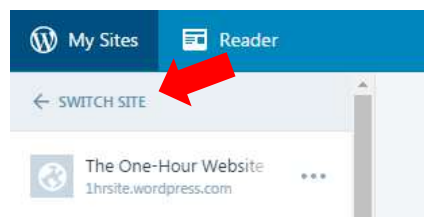
Click the My Sites button in the upper left



If you do not see the My Sites button, click the arrow in the upper left:

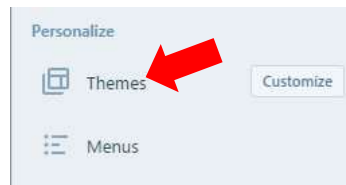


If needed, click the Switch Sites button to open your desired site.

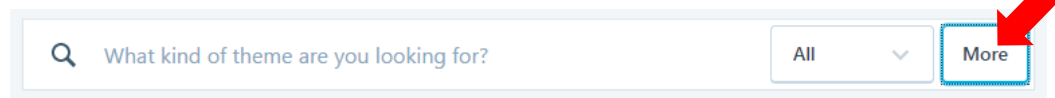


## In the My Sites menu, do the following:

Click: Themes



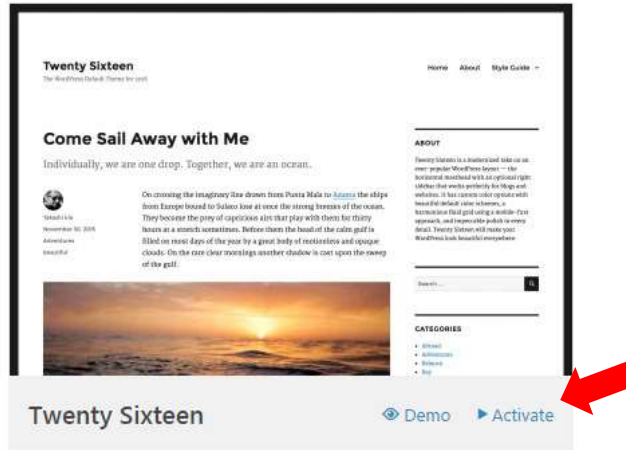
Click: More



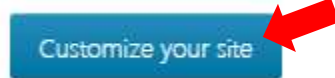
Click the Magnifying glass button and type: twenty



Find: Twenty Sixteen and click the button: Activate



**Click: Customize Your Site**



**Click the X in the upper left (We will customize the site later)**



**In upper left: Click: My Sites and select your desired site again**